






Menu Options (continued)

Q_T Noise Filtering



The Q_T noise-filtering feature helps to ensure uninterrupted communication with other Motorola radios that have this feature. This feature also filters out unwanted transmissions from other radios. This is useful in places where there is heavy radio traffic, such as amusement parks or ski resorts.

Note: Q_T noise filtering is not available when the radio is scanning.

To turn Q_T noise filtering on or off:

1. Press  until Q_T displays.
2. Press  or  until Y displays to turn noise filtering on, or until  displays to turn noise filtering off.
3. Press  to confirm your selection.





To transmit to a radio that has Q_T noise filtering turned on:

1. Select the same channel and Interference Eliminator Code as the other radio.
2. Press  to send a call tone. This allows your voice to pass through the Q_T noise filter on the receiving radio.
3. Press  and speak normally.

Note: If you skip step 2, the beginning of your message may not be heard on the receiving radio. For a 30-second period, starting after the last transmission, all transmissions received on the selected channel and code will pass through the Q_T noise filter.

Transmitting a Talk Confirmation Tone

Your radio will transmit a unique tone when you finish transmitting. It is like saying “Roger” or “Over” to let others know you are finished talking.

1. To turn Talk Confirmation off, press and hold  while you turn your radio on. The Talk Confirmation call tone  will not display.
2. To turn Talk Confirmation back on, turn your radio off and then back on while pressing and holding . The Talk Confirmation call tone  will be displayed.

Use With Accessories (PTT)



You can use optional headset accessories. MC Series radios are compatible with PTT accessories. VOX headsets will require use of the radios  button to talk.



Many accessories (sold separately) are available for your radio. For more information, visit our Web site at www.motorola.com or shop.giantintl.com.

Special Features

Keypad Lock

To avoid accidentally changing your radio settings:





1. Press  and hold until  displays.
2. When in lock mode, you can turn the radio on and off, adjust the volume, receive, transmit, send a call tone, and monitor channels. All other functions are locked.

To unlock the radio, press and hold  until  is no longer displayed.








Scanning Channels

Use scan to search the 22 channels for transmissions from unknown parties, to find someone in your group who has accidentally changed channels, or to quickly find unused channels for your own use.

To start Scanning:

1. Briefly press the  key. The scan  will appear in the display, and the radio will begin to scroll through the channel and code combinations.
2. When the radio detects channel activity matching the channel and code combination, it stops scrolling and you can hear the transmission.
3. To respond and talk to the person transmitting, press  within five seconds after the end of the transmission.
4. The radio will resume scrolling through the channels five seconds after the end of any received activity.
5. To stop scanning, briefly press the  key.

Scanning Notes:

1. If you press  while the radio is scrolling through inactive channels, the transmission will be on the “home channel”, that is, the channel (and Interference Eliminator Code) your radio was set to when you started the scan. Scanning will resume five seconds after the end of your transmission. You may press the  key to stop scanning at any time.
2. If the radio stops on an undesired transmission, you may immediately resume the scan by briefly pressing  or .
3. If the radio repeatedly stops on an undesired transmission, you may temporarily remove that channel from the scan list by pressing and holding  or  for three seconds. You may remove more than one channel in this way.
4. To restore the removed channel(s) to the scan list, turn the radio off and then back on, or exit and re-enter the scanning mode by pressing .
5. You cannot remove the home channel from the scan list.
6. In Advanced Scan, the detected code will only be used for one transmission. You must note the code, exit scan, and set that detected code on that channel to permanently use the detected code.

Channels and Frequencies

Channel	Frequency	Description	Channel	Frequency	Description
1	462.5625 MHz	GMRS/FRS	12	467.6625 MHz	FRS
2	462.5875 MHz	GMRS/FRS	13	467.6875 MHz	FRS
3	462.6125 MHz	GMRS/FRS	14	467.7125 MHz	FRS
4	462.6375 MHz	GMRS/FRS	15	462.5500 MHz	GMRS
5	462.6625 MHz	GMRS/FRS	16	462.5750 MHz	GMRS
6	462.6875 MHz	GMRS/FRS	17	462.6000 MHz	GMRS
7	462.7125 MHz	GMRS/FRS	18	462.6250 MHz	GMRS
8	467.5625 MHz	FRS	19	462.6500 MHz	GMRS
9	467.5875 MHz	FRS	20	462.6750 MHz	GMRS
10	467.6125 MHz	FRS	21	462.7000 MHz	GMRS
11	467.6375 MHz	FRS	22	462.7250 MHz	GMRS

Warranty

Consumer Two-Way Radio Products and Accessories purchased in the United States or Canada.

What Does this Warranty Cover?

Subject to the exclusions contained to the right, Giant International Ltd. warrants the Motorola branded consumer two-way radios that operate via Family Radio Service or General Mobile Radio Service that it manufactures (“Products”), the Motorola branded or certified accessories sold for use with these Products that it manufactures (“Accessories”) to be free from defects in materials and workmanship under normal consumer usage for the period(s) outlined below. This limited warranty is a consumer’s exclusive remedy, and applies as follows to new Motorola branded Products and Accessories manufactured by Giant International Ltd., and purchased by consumers in the United States or Canada, which are accompanied by this written warranty:

Products Covered	Length of Coverage	Exclusions
Products and Accessories as defined above, unless otherwise provided for below. 1. Consumer Two-Way Radio Accessories. 2. Products and Accessories that are Repaired or Replaced.	One (1) year from the date of purchase by the first consumer purchaser of the product unless otherwise provided for below. 1. Ninety (90) days from the date of purchase by the first consumer purchaser of the product. 2. The balance of the original warranty or for ninety (90) days from the date returned to the consumer, whichever is longer.	Normal Wear and Tear. Periodic maintenance, repair and replacement of parts due to normal wear and tear are excluded from coverage. Batteries. Only batteries whose fully charged capacity falls below 80% of their rated capacity and batteries that leak are covered by this limited warranty. Abuse & Misuse. Defects or damage that result from: (a) improper operation, storage, misuse or abuse, accident or neglect, such as physical damage (cracks, scratches, etc.) to the surface of the product resulting from misuse; (b) contact with liquid, water, rain, extreme humidity or heavy perspiration, sand, dirt or the like, extreme heat, or food; (c) use of the Products or Accessories for commercial purposes or subjecting the Product or Accessory to abnormal usage or conditions; or (d) other acts which are not the fault of Motorola or Giant International Ltd., are excluded from coverage. Use of Non-Motorola branded Products and Accessories. Defects or damage that result from the use of Non-Motorola branded or certified Products, Accessories, or other peripheral equipment are excluded from coverage. Unauthorized Service or Modification. Defects or damages resulting from service, testing, adjustment, installation, maintenance, alteration, or modification in any way by someone other than Motorola, Giant International Ltd. or its authorized service centers, are excluded from coverage. Altered Products. Products or Accessories with (a) serial numbers or date tags that have been removed, altered or obliterated; (b) broken seals or that show evidence of tampering; (c) mismatched board serial numbers; or (d) nonconforming or non-Motorola branded housings, or parts, are excluded from coverage. Communication Services. Defects, damages, or the failure of Products or Accessories due to any communication service or signal you may subscribe to or use with the Products or Accessories is excluded from coverage.

Who is covered?

This warranty extends only to the first consumer purchaser, and is not transferable.

What will GIANT INTERNATIONAL LTD. do?

GIANT INTERNATIONAL LTD., at its option, will at no charge repair, replace or refund the purchase price of any Products or Accessories that does not conform to this warranty. We may use functionally equivalent reconditioned/ refurbished/ pre-owned or new Products, Accessories or parts.

How to Obtain Warranty Service or Other Information?

To obtain service or information, please call:

USA Two-Way Radios	Canada Two-Way Radios
1-800-638-5119 giantintl@callcenter.com	1-800-638-5119 giantintl@callcenter.com

For Accessories, please call the telephone number designated above for the product with which they are used.

You will receive instructions on how to ship the Products or Accessories at your expense, to a GIANT INTERNATIONAL LTD. Authorized Repair Center. To obtain service, you must include: (a) a copy of your receipt, bill of sale or other comparable proof of purchase; (b) a written description of the problem; (c) the name of your service provider, if applicable; (d) the name and location of the installation facility (if applicable) and, most importantly; (e) your address and telephone number.

Patent and Copyright Information

Manufactured, distributed or sold by Giant International Ltd., official licensee for this product. Motorola, the Motorola logo trademarks and the Motorola trade dress are owned by Motorola, Inc. and are used under license from Motorola, Inc. Please contact Giant International Ltd. at 1-800-638-5119 for questions/comments, warranty, support, or service related to this product. MOTOROLA and the Stylized M Logo are registered in the U.S. Patent & Trademark Office. All other product or service names are the property of their respective owners. © Motorola, Inc. 2010. All rights reserved.